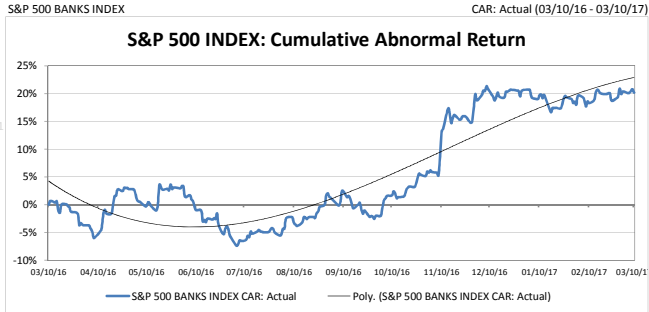


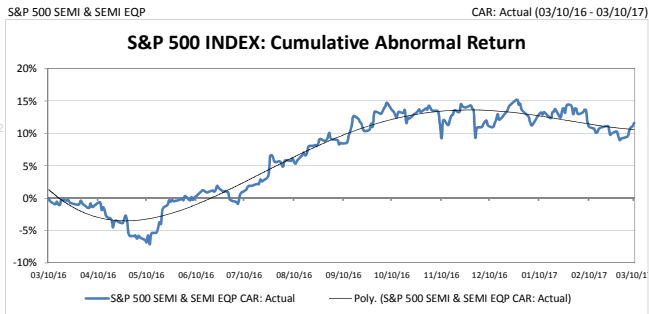
CAR: Actual	S5BANKX Index
Last 5d	-0.2%
Last 10d	1.5%
Last 15d	-0.3%
Last 20d	1.6%
Last 25d	2.2%
Recent Wtd Daily	0.05%

Recent "CAR" trend signal:
Alpha Marking-Time



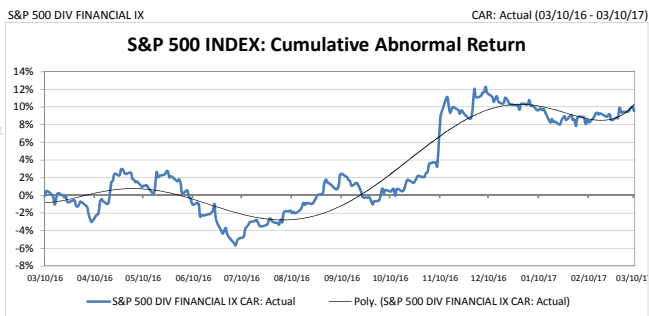
CAR: Actual	S5SEEQX Index
Last 5d	2.3%
Last 10d	1.6%
Last 15d	0.9%
Last 20d	-0.1%
Last 25d	-2.2%
Recent Wtd Daily	0.00%

Recent "CAR" trend signal:
Alpha Marking-Time



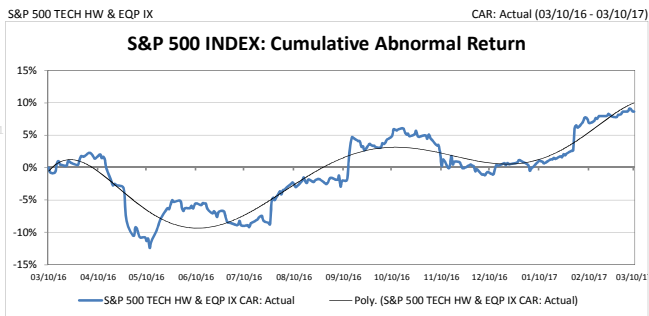
CAR: Actual	S5DIVF Index
Last 5d	0.1%
Last 10d	1.0%
Last 15d	0.4%
Last 20d	1.0%
Last 25d	1.7%
Recent Wtd Daily	0.05%

Recent "CAR" trend signal:
Alpha Moderation



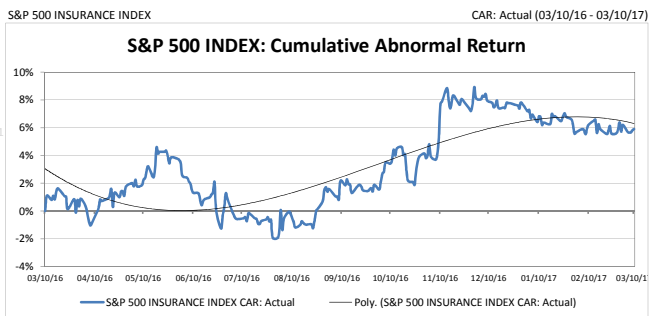
CAR: Actual	S5TECH Index
Last 5d	0.0%
Last 10d	0.7%
Last 15d	0.7%
Last 20d	1.2%
Last 25d	2.1%
Recent Wtd Daily	0.05%

Recent "CAR" trend signal:
Alpha Moderation



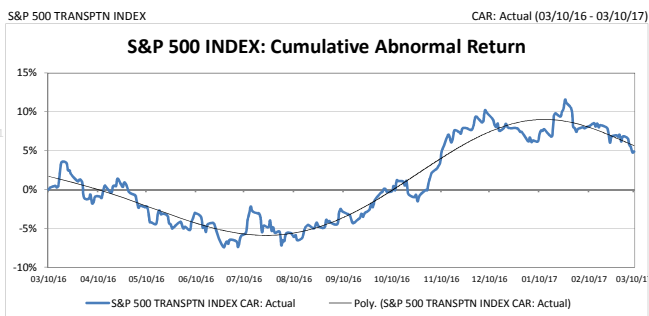
CAR: Actual	S5INSU Index
Last 5d	-0.3%
Last 10d	0.3%
Last 15d	-0.3%
Last 20d	-0.1%
Last 25d	0.3%
Recent Wtd Daily	-0.01%

Recent "CAR" trend signal:
Alpha Marking-Time



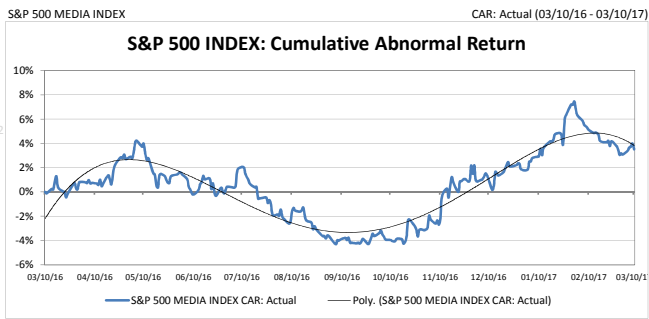
CAR: Actual	S5STRAN Index
Last 5d	-1.9%
Last 10d	-1.9%
Last 15d	-3.1%
Last 20d	-3.2%
Last 25d	-2.5%
Recent Wtd Daily	-0.21%

Recent "CAR" trend signal:
Alpha Failure



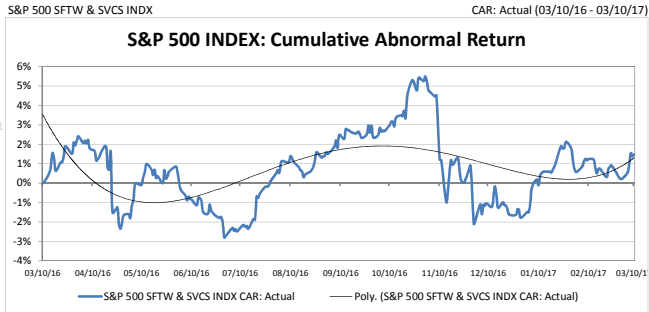
CAR: Actual	SSMEDA Index
Last 5d	0.4%
Last 10d	-0.7%
Last 15d	-1.2%
Last 20d	-1.8%
Last 25d	-3.2%
Recent Wtd Daily	-0.10%

Recent "CAR" trend signal:
Alpha Marking-Time/Failure



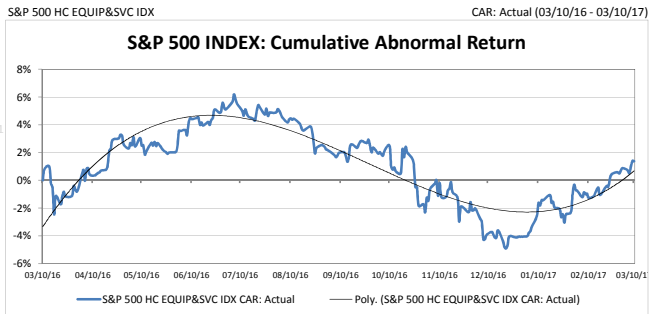
CAR: Actual	SSSFTW Index
Last 5d	1.2%
Last 10d	0.6%
Last 15d	0.7%
Last 20d	0.3%
Last 25d	0.9%
Recent Wtd Daily	0.08%

Recent "CAR" trend signal:
Alpha Acceleration



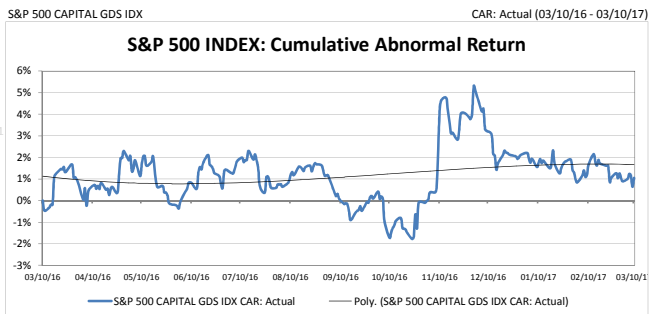
CAR: Actual	SSHCES Index
Last 5d	0.5%
Last 10d	1.0%
Last 15d	1.9%
Last 20d	2.3%
Last 25d	2.1%
Recent Wtd Daily	0.10%

Recent "CAR" trend signal:
Alpha Moderation



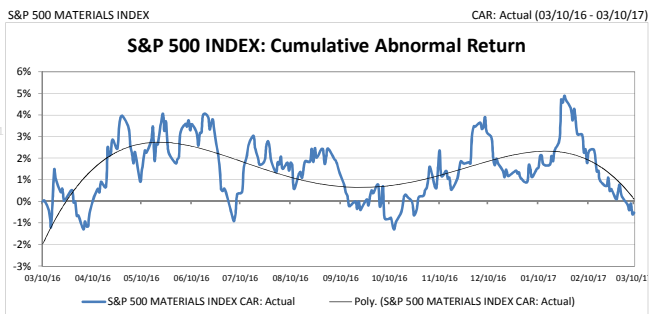
CAR: Actual	SSCPGS Index
Last 5d	0.2%
Last 10d	0.0%
Last 15d	-0.8%
Last 20d	-0.2%
Last 25d	0.1%
Recent Wtd Daily	-0.01%

Recent "CAR" trend signal:
Alpha Marking-Time



CAR: Actual	SSMATRIX Index
Last 5d	-0.7%
Last 10d	-1.1%
Last 15d	-1.9%
Last 20d	-2.3%
Last 25d	-4.2%
Recent Wtd Daily	-0.13%

Recent "CAR" trend signal:
Alpha Failure



CAR: Actual	SSCOMS Index
Last 5d	0.0%
Last 10d	-0.6%
Last 15d	-0.2%
Last 20d	0.7%
Last 25d	1.1%
Recent Wtd Daily	0.00%

Recent "CAR" trend signal:
Alpha Marking-Time

