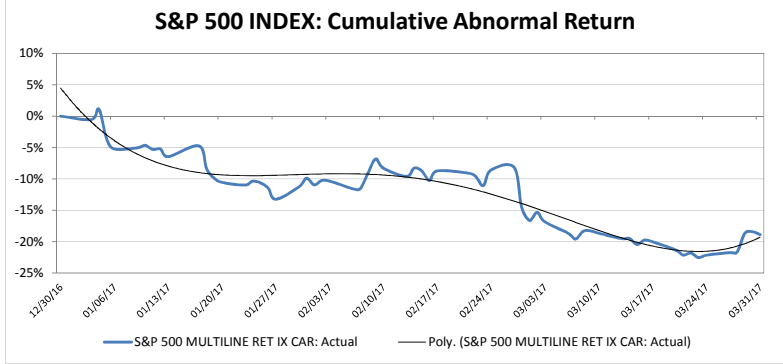


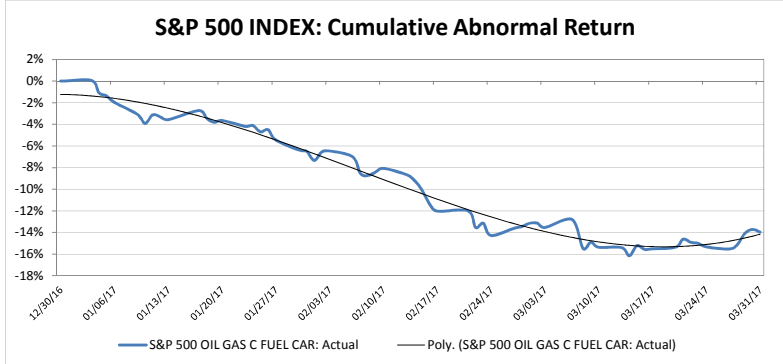
CAR: Actual	SSMRET Index
Last 5d	3.3%
Last 10d	1.1%
Last 15d	-0.2%
Last 20d	-2.1%
Last 25d	-10.3%
Recent Wtd Daily	0.05%

Recent "CAR" trend signal:
Alpha Marking-Time



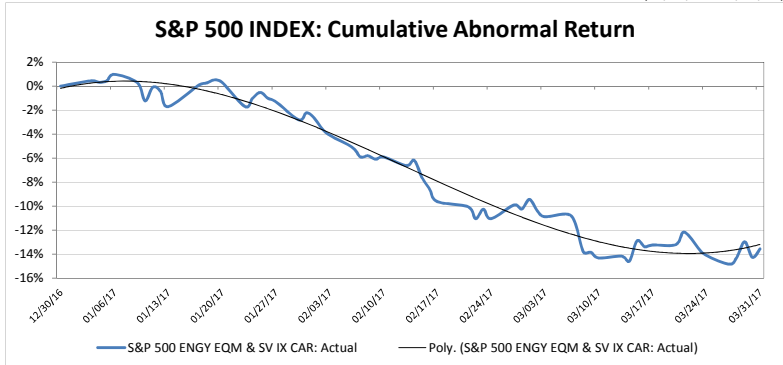
CAR: Actual	SSOILG Index
Last 5d	1.4%
Last 10d	1.5%
Last 15d	1.4%
Last 20d	-0.4%
Last 25d	0.3%
Recent Wtd Daily	0.10%

Recent "CAR" trend signal:
Alpha Moderation/Marking-Time



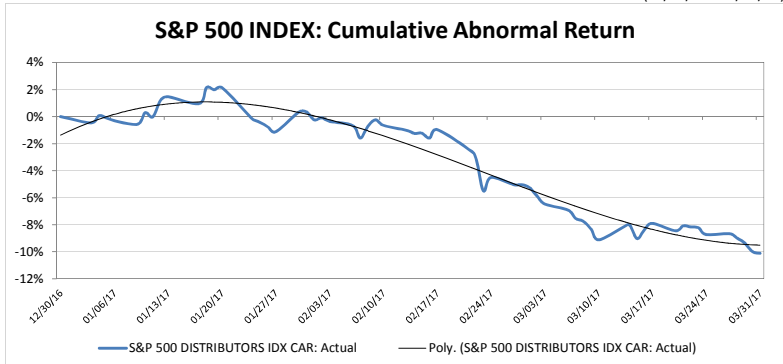
CAR: Actual	SSENRE Index
Last 5d	0.5%
Last 10d	-0.3%
Last 15d	0.8%
Last 20d	-2.7%
Last 25d	-2.5%
Recent Wtd Daily	-0.02%

Recent "CAR" trend signal:
Alpha Marking-Time



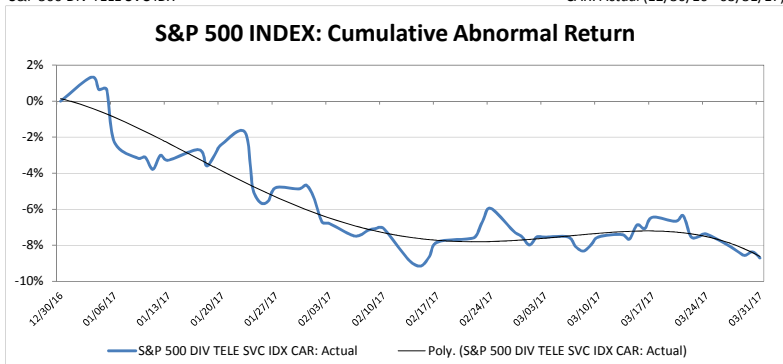
CAR: Actual	SSDISTX Index
Last 5d	-1.4%
Last 10d	-2.2%
Last 15d	-1.0%
Last 20d	-3.7%
Last 25d	-5.6%
Recent Wtd Daily	-0.19%

Recent "CAR" trend signal:
Alpha Failure



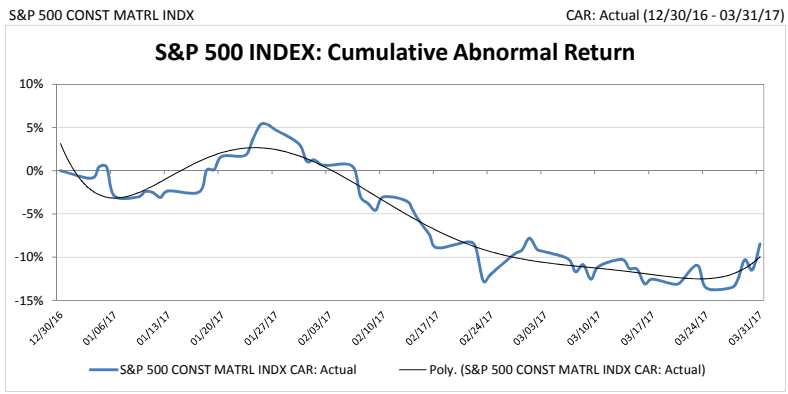
CAR: Actual	SSDIVT Index
Last 5d	-1.3%
Last 10d	-2.3%
Last 15d	-1.2%
Last 20d	-1.2%
Last 25d	-2.7%
Recent Wtd Daily	-0.15%

Recent "CAR" trend signal:
Alpha Failure



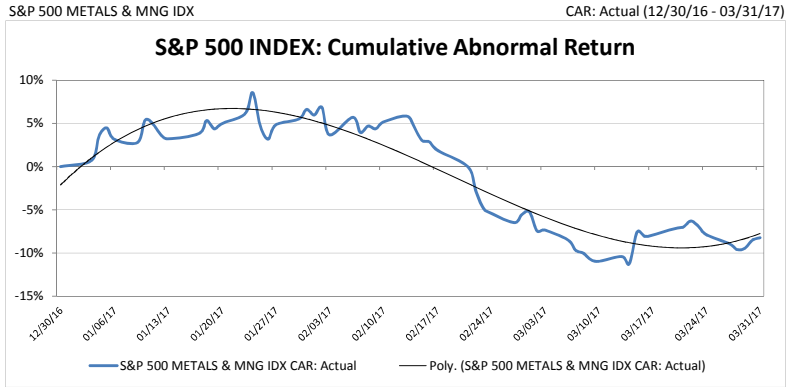
CAR: Actual	SSCSTMX Index
Last 5d	5.1%
Last 10d	4.1%
Last 15d	2.6%
Last 20d	0.9%
Last 25d	3.5%
Recent Wtd Daily	0.36%

Recent "CAR" trend signal:
Alpha Acceleration



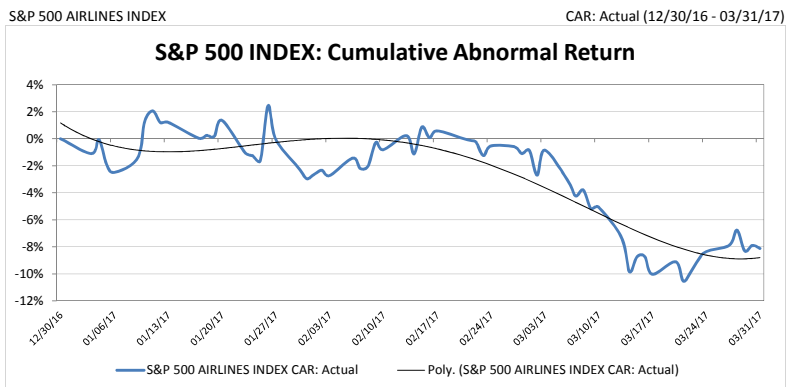
CAR: Actual	SSMETL Index
Last 5d	-0.4%
Last 10d	-0.3%
Last 15d	2.7%
Last 20d	-0.9%
Last 25d	-2.8%
Recent Wtd Daily	-0.02%

Recent "CAR" trend signal:
Alpha Marking-Time



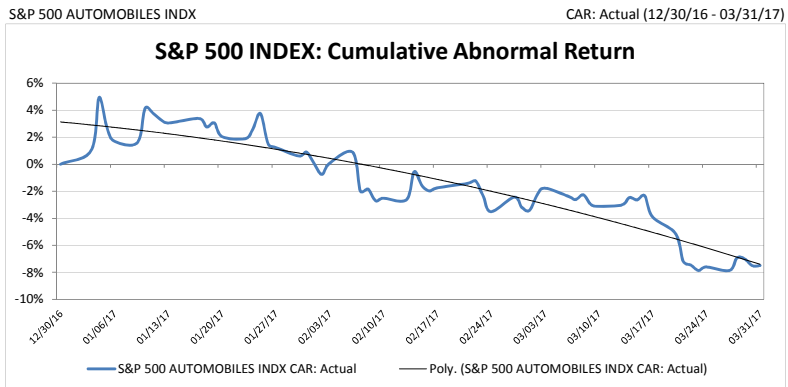
CAR: Actual	SSAIRLX Index
Last 5d	0.2%
Last 10d	1.9%
Last 15d	-3.1%
Last 20d	-7.3%
Last 25d	-7.6%
Recent Wtd Daily	-0.13%

Recent "CAR" trend signal:
Alpha Marking-Time/Failure



CAR: Actual	SSAUTO Index
Last 5d	0.1%
Last 10d	-3.6%
Last 15d	-4.4%
Last 20d	-5.7%
Last 25d	-4.0%
Recent Wtd Daily	-0.22%

Recent "CAR" trend signal:
Alpha Failure



CAR: Actual	SSCSTEX Index
Last 5d	1.2%
Last 10d	0.1%
Last 15d	-1.6%
Last 20d	-2.1%
Last 25d	-2.3%
Recent Wtd Daily	-0.01%

Recent "CAR" trend signal:
Alpha Marking-Time

