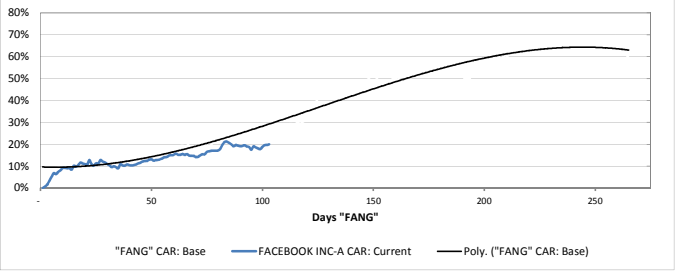


FACEBOOK INC-A CAR: Current (12/30/16 - 05/30/17)

**Cumulative Abnormal Return**

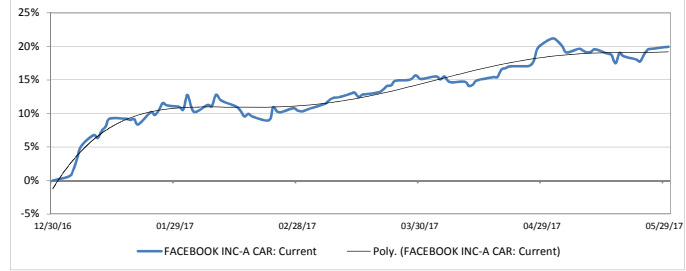


CAR: Current	FB Equity
Last 5d	1.9%
Last 10d	1.0%
Last 15d	0.3%
Last 20d	-1.1%
Last 25d	2.9%
<b>Recent Wtd Daily</b>	<b>0.11%</b>

Recent "CAR" trend signal:  
Alpha Marking-Time

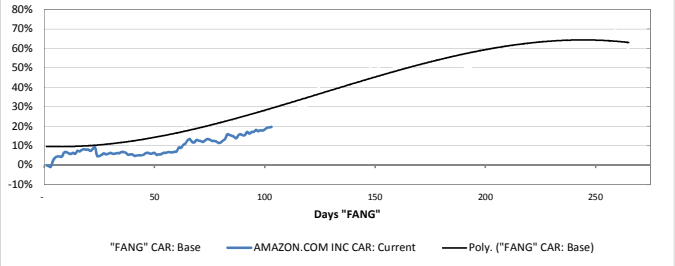
FACEBOOK INC-A CAR: Current (12/30/16 - 05/30/17)

**Cumulative Abnormal Return**



AMAZON.COM INC CAR: Current (12/30/16 - 05/30/17)

**Cumulative Abnormal Return**

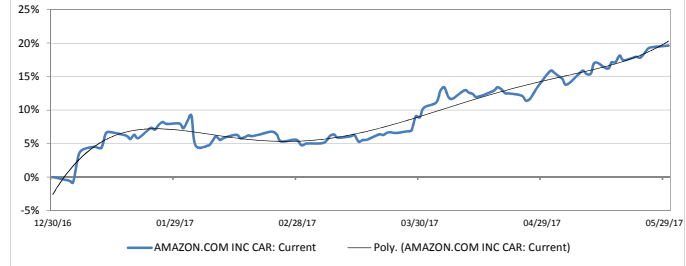


CAR: Current	AMZN Equity
Last 5d	1.7%
Last 10d	3.5%
Last 15d	4.3%
Last 20d	3.8%
Last 25d	7.5%
<b>Recent Wtd Daily</b>	<b>0.29%</b>

Recent "CAR" trend signal:  
Alpha Moderation

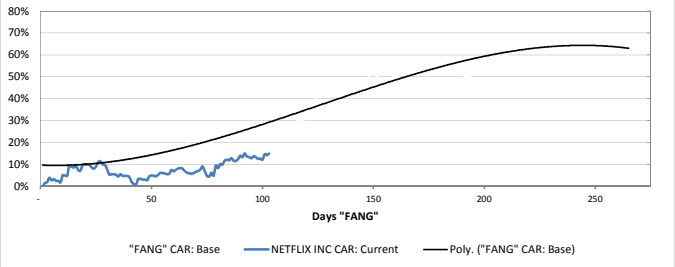
AMAZON.COM INC CAR: Current (12/30/16 - 05/30/17)

**Cumulative Abnormal Return**



NETFLIX INC CAR: Current (12/30/16 - 05/30/17)

**Cumulative Abnormal Return**

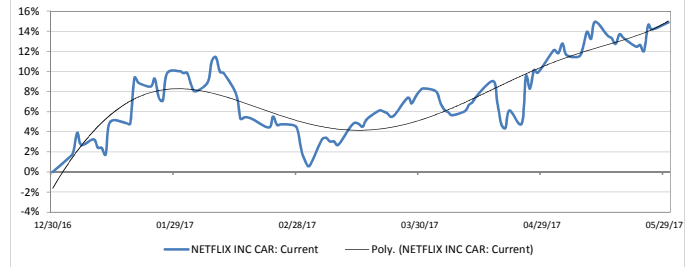


CAR: Current	NFLX Equity
Last 5d	2.4%
Last 10d	1.3%
Last 15d	3.4%
Last 20d	3.2%
Last 25d	10.1%
<b>Recent Wtd Daily</b>	<b>0.28%</b>

Recent "CAR" trend signal:  
Alpha Moderation

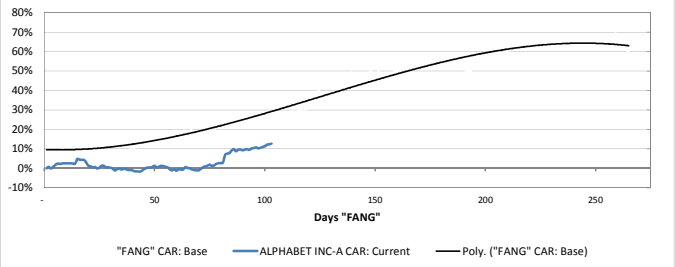
NETFLIX INC CAR: Current (12/30/16 - 05/30/17)

**Cumulative Abnormal Return**



ALPHABET INC-A CAR: Current (12/30/16 - 05/30/17)

**Cumulative Abnormal Return**

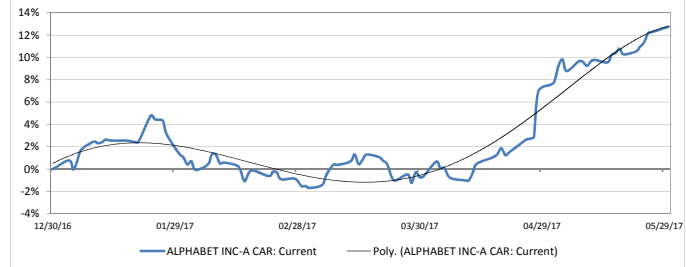


CAR: Current	GOOGL Equity
Last 5d	2.2%
Last 10d	3.2%
Last 15d	3.1%
Last 20d	5.2%
Last 25d	10.4%
<b>Recent Wtd Daily</b>	<b>0.33%</b>

Recent "CAR" trend signal:  
Alpha Acceleration

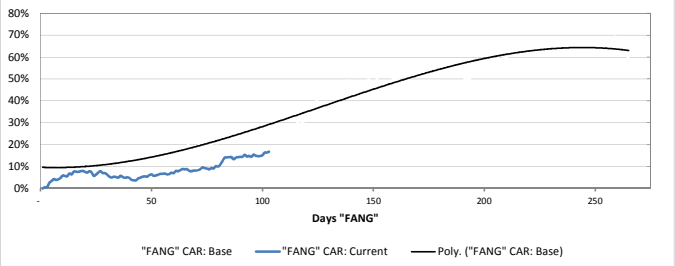
ALPHABET INC-A CAR: Current (12/30/16 - 05/30/17)

**Cumulative Abnormal Return**



"FANG" CAR: Current (12/30/16 - 05/30/17)

**Cumulative Abnormal Return**



CAR: Current	"FANG"
Last 5d	2.0%
Last 10d	2.2%
Last 15d	2.8%
Last 20d	2.8%
Last 25d	7.7%
<b>Recent Wtd Daily</b>	<b>0.25%</b>

Recent "CAR" trend signal:  
Alpha Acceleration

"FANG" CAR: Current (12/30/16 - 05/30/17)

**Cumulative Abnormal Return**

