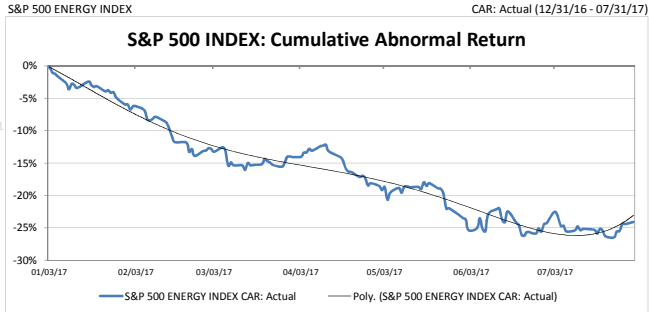


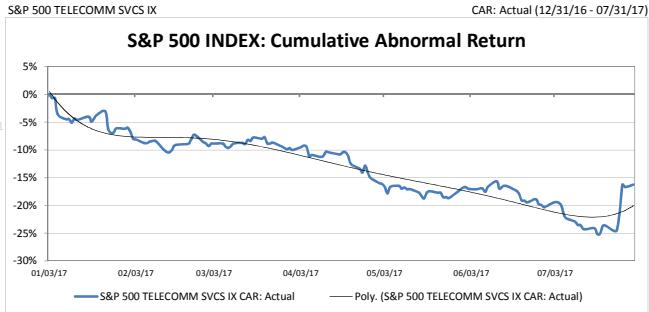
CAR: Actual	SSENRSX Index
Last 5d	2.4%
Last 10d	1.2%
Last 15d	1.3%
Last 20d	0.1%
Last 25d	1.5%
Recent Wtd Daily	0.15%

Recent "CAR" trend signal:
Alpha Acceleration



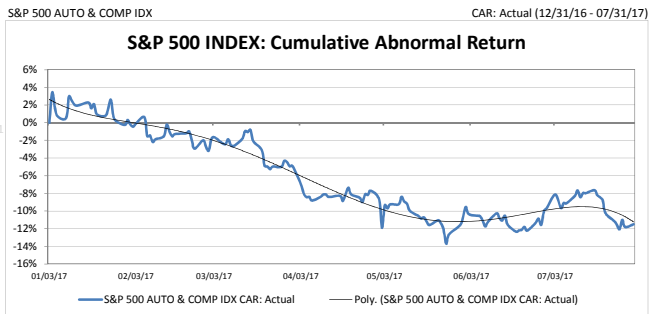
CAR: Actual	SSTELEX Index
Last 5d	8.3%
Last 10d	7.9%
Last 15d	6.7%
Last 20d	3.9%
Last 25d	3.2%
Recent Wtd Daily	0.64%

Recent "CAR" trend signal:
Alpha Acceleration



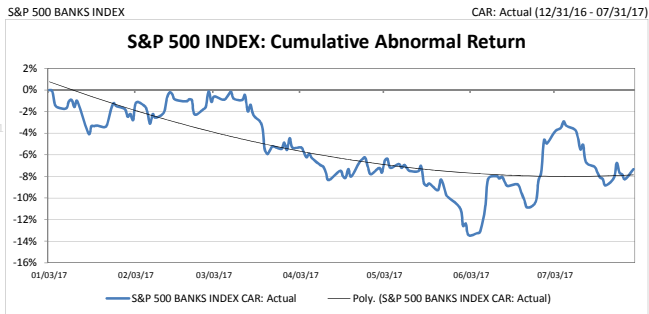
CAR: Actual	S\$AUCO Index
Last 5d	-0.4%
Last 10d	-3.9%
Last 15d	-3.2%
Last 20d	-1.8%
Last 25d	0.7%
Recent Wtd Daily	-0.15%

Recent "CAR" trend signal:
Alpha Marking-Time/Failure



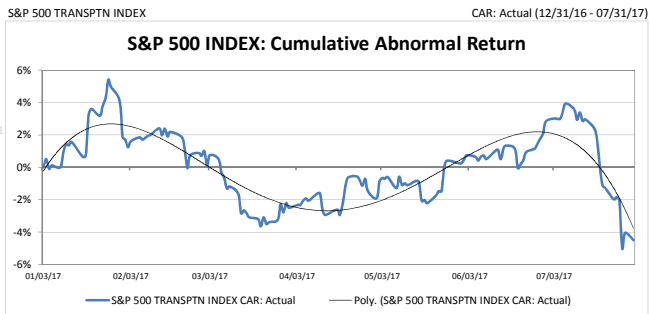
CAR: Actual	S\$BANKX Index
Last 5d	0.8%
Last 10d	-0.2%
Last 15d	-3.7%
Last 20d	-2.4%
Last 25d	3.6%
Recent Wtd Daily	-0.02%

Recent "CAR" trend signal:
Alpha Marking-Time



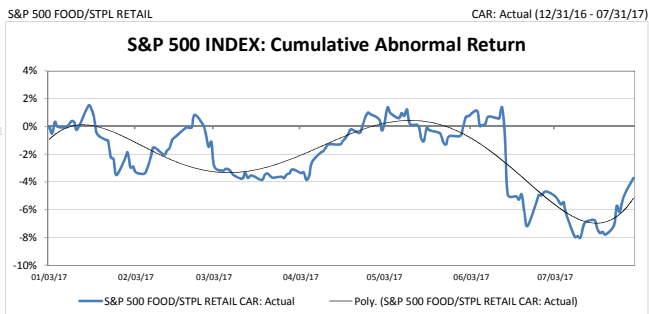
CAR: Actual	S\$STRAN Index
Last 5d	-2.5%
Last 10d	-6.9%
Last 15d	-8.1%
Last 20d	-7.3%
Last 25d	-5.4%
Recent Wtd Daily	-0.46%

Recent "CAR" trend signal:
Alpha Failure



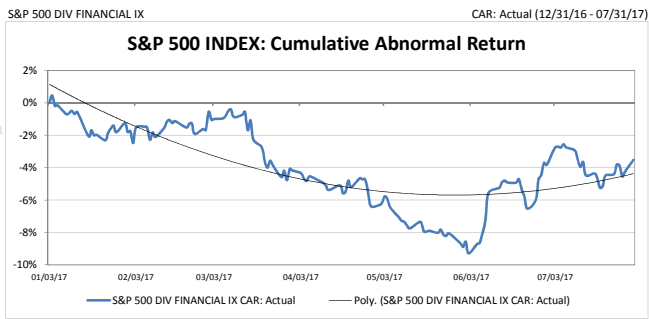
CAR: Actual	S\$FDSR Index
Last 5d	3.4%
Last 10d	3.0%
Last 15d	4.2%
Last 20d	1.0%
Last 25d	3.5%
Recent Wtd Daily	0.29%

Recent "CAR" trend signal:
Alpha Acceleration



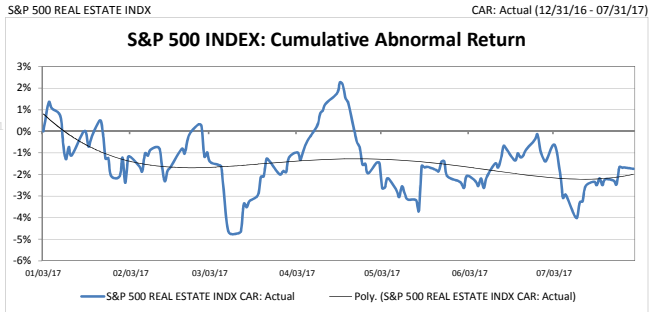
CAR: Actual	SSDIVF Index
Last 5d	0.9%
Last 10d	0.8%
Last 15d	-0.6%
Last 20d	0.3%
Last 25d	3.0%
Recent Wtd Daily	0.07%

Recent "CAR" trend signal:
Alpha Marking-Time



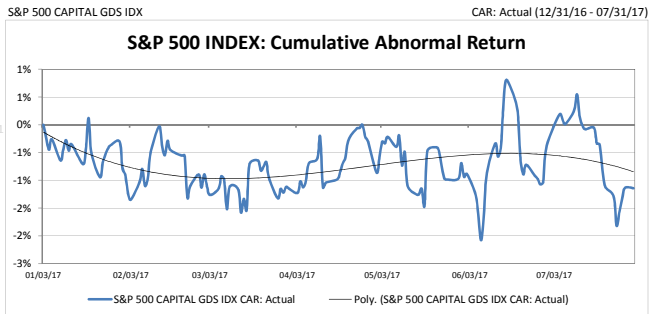
CAR: Actual	SSREAL Index
Last 5d	0.5%
Last 10d	0.6%
Last 15d	2.1%
Last 20d	-0.4%
Last 25d	-0.9%
Recent Wtd Daily	0.05%

Recent "CAR" trend signal:
Alpha Marking-Time



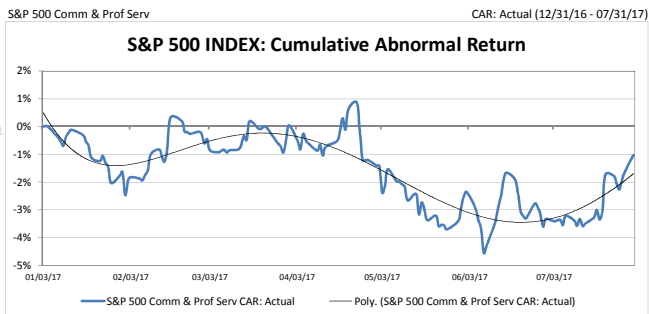
CAR: Actual	SSCPGS Index
Last 5d	0.2%
Last 10d	-1.1%
Last 15d	-1.4%
Last 20d	-0.7%
Last 25d	-0.4%
Recent Wtd Daily	-0.04%

Recent "CAR" trend signal:
Alpha Marking-Time



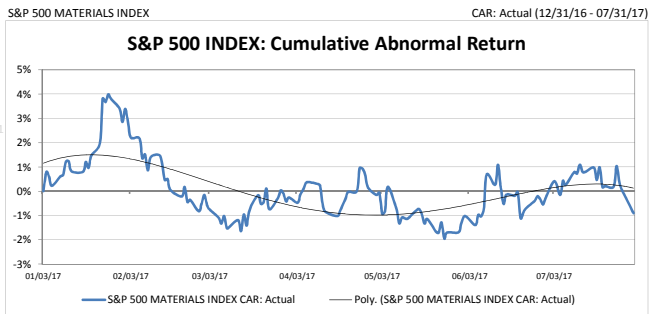
CAR: Actual	SSCOMS Index
Last 5d	0.7%
Last 10d	2.3%
Last 15d	2.4%
Last 20d	2.3%
Last 25d	2.3%
Recent Wtd Daily	0.15%

Recent "CAR" trend signal:
Alpha Moderation



CAR: Actual	SSMATRIX Index
Last 5d	-1.1%
Last 10d	-1.9%
Last 15d	-1.7%
Last 20d	-0.7%
Last 25d	-0.2%
Recent Wtd Daily	-0.11%

Recent "CAR" trend signal:
Alpha Failure



CAR: Actual	SSCODU Index
Last 5d	-0.3%
Last 10d	-0.5%
Last 15d	-2.4%
Last 20d	-2.6%
Last 25d	2.3%
Recent Wtd Daily	-0.06%

Recent "CAR" trend signal:
Alpha Marking-Time

