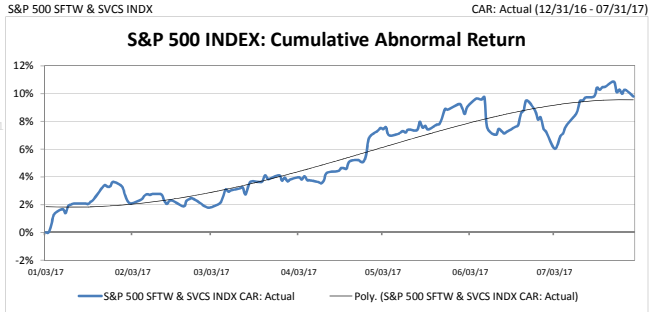


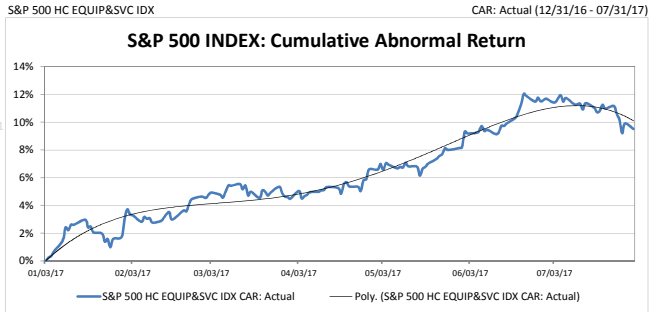
CAR: Actual	SSSFTW Index
Last 5d	-1.1%
Last 10d	0.0%
Last 15d	1.4%
Last 20d	2.6%
Last 25d	0.3%
Recent Wtd Daily	0.00%

Recent "CAR" trend signal:  
**Alpha Marking-Time**



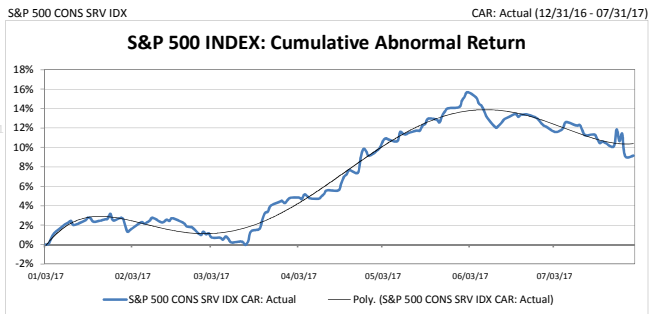
CAR: Actual	SSHCEIS Index
Last 5d	-1.7%
Last 10d	-1.5%
Last 15d	-1.8%
Last 20d	-2.2%
Last 25d	-2.4%
Recent Wtd Daily	-0.16%

Recent "CAR" trend signal:  
**Alpha Failure**



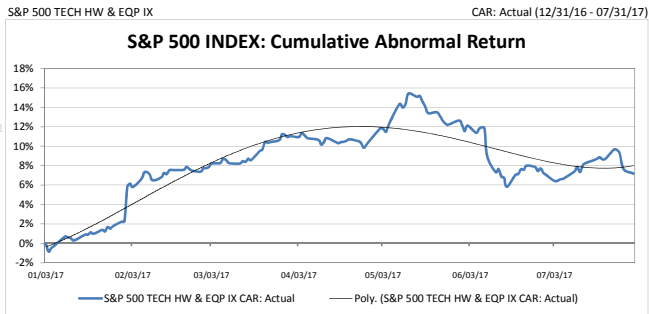
CAR: Actual	SSHOTR Index
Last 5d	-0.9%
Last 10d	-2.2%
Last 15d	-3.2%
Last 20d	-3.0%
Last 25d	-4.3%
Recent Wtd Daily	-0.19%

Recent "CAR" trend signal:  
**Alpha Failure**



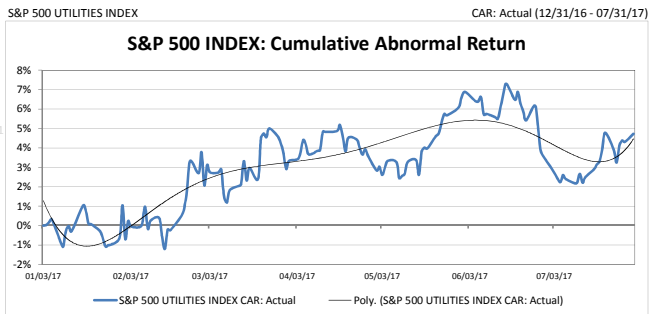
CAR: Actual	SSTECH Index
Last 5d	-2.5%
Last 10d	-1.4%
Last 15d	-0.2%
Last 20d	0.2%
Last 25d	-0.8%
Recent Wtd Daily	-0.13%

Recent "CAR" trend signal:  
**Alpha Marking-Time/Failure**



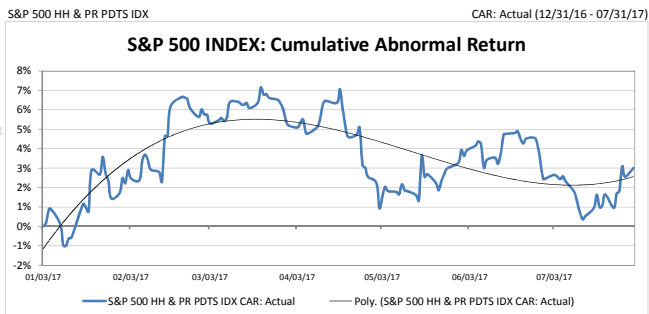
CAR: Actual	SSUTILX Index
Last 5d	0.8%
Last 10d	1.8%
Last 15d	2.5%
Last 20d	1.4%
Last 25d	-0.7%
Recent Wtd Daily	0.11%

Recent "CAR" trend signal:  
**Alpha Moderation/Marking-Time**



CAR: Actual	SSHOUIS Index
Last 5d	2.0%
Last 10d	2.0%
Last 15d	1.2%
Last 20d	0.5%
Last 25d	-1.5%
Recent Wtd Daily	0.13%

Recent "CAR" trend signal:  
**Alpha Moderation/Marking-Time**



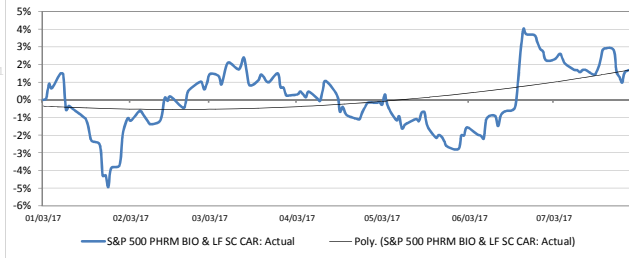
CAR: Actual	SSPHRM Index
Last 5d	-1.1%
Last 10d	0.3%
Last 15d	0.0%
Last 20d	-0.5%
Last 25d	-2.0%
Recent Wtd Daily	-0.06%

Recent "CAR" trend signal:  
Alpha Marking-Time

S&P 500 PHRM BIO & LF SC

CAR: Actual (12/31/16 - 07/31/17)

### S&P 500 INDEX: Cumulative Abnormal Return



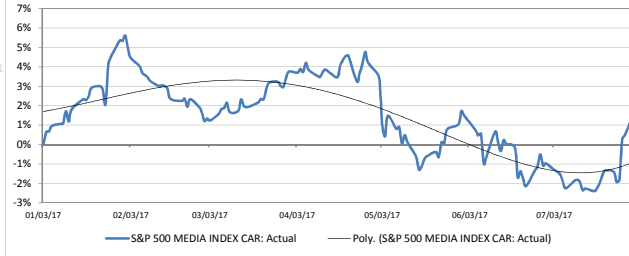
CAR: Actual	SSMEDA Index
Last 5d	3.0%
Last 10d	4.0%
Last 15d	3.5%
Last 20d	2.6%
Last 25d	3.7%
Recent Wtd Daily	0.30%

Recent "CAR" trend signal:  
Alpha Acceleration

S&P 500 MEDIA INDEX

CAR: Actual (12/31/16 - 07/31/17)

### S&P 500 INDEX: Cumulative Abnormal Return



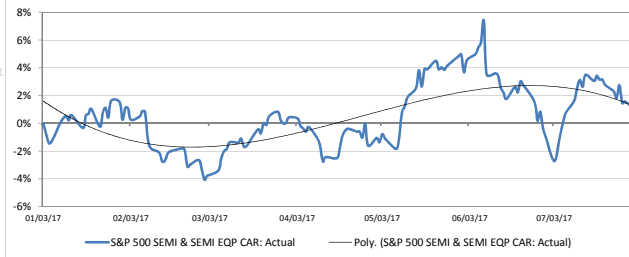
CAR: Actual	SSSEQX Index
Last 5d	-1.2%
Last 10d	-2.0%
Last 15d	-0.5%
Last 20d	2.1%
Last 25d	-1.4%
Recent Wtd Daily	-0.08%

Recent "CAR" trend signal:  
Alpha Marking-Time

S&P 500 SEMI & SEMI EQP

CAR: Actual (12/31/16 - 07/31/17)

### S&P 500 INDEX: Cumulative Abnormal Return



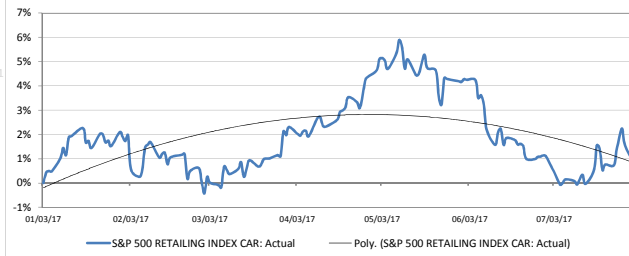
CAR: Actual	SSRETL Index
Last 5d	0.1%
Last 10d	0.3%
Last 15d	0.8%
Last 20d	-0.2%
Last 25d	-0.1%
Recent Wtd Daily	0.02%

Recent "CAR" trend signal:  
Alpha Marking-Time

S&P 500 RETAILING INDEX

CAR: Actual (12/31/16 - 07/31/17)

### S&P 500 INDEX: Cumulative Abnormal Return



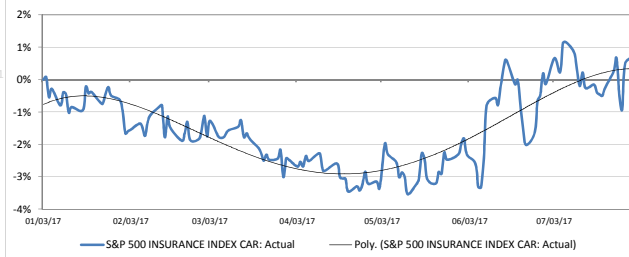
CAR: Actual	SSINSU Index
Last 5d	0.4%
Last 10d	0.8%
Last 15d	-0.1%
Last 20d	0.8%
Last 25d	2.7%
Recent Wtd Daily	0.06%

Recent "CAR" trend signal:  
Alpha Marking-Time

S&P 500 INSURANCE INDEX

CAR: Actual (12/31/16 - 07/31/17)

### S&P 500 INDEX: Cumulative Abnormal Return



CAR: Actual	SSFDBT Index
Last 5d	-0.9%
Last 10d	-1.1%
Last 15d	-0.9%
Last 20d	-2.2%
Last 25d	-3.4%
Recent Wtd Daily	-0.12%

Recent "CAR" trend signal:  
Alpha Failure

S&P 500 FD BEV & TOB IDX

CAR: Actual (12/31/16 - 07/31/17)

### S&P 500 INDEX: Cumulative Abnormal Return

