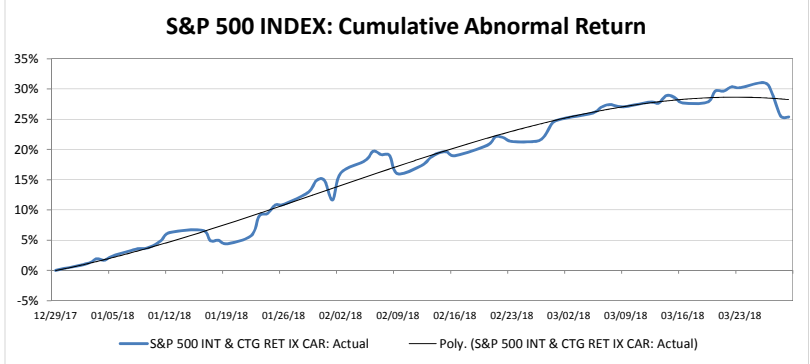


<u>CAR: Actual</u>	<u>SSINCR Index</u>
Last 5d	-5.0%
Last 10d	-3.2%
Last 15d	-1.8%
Last 20d	0.4%
Last 25d	3.4%
Recent Wtd Daily	-0.26%

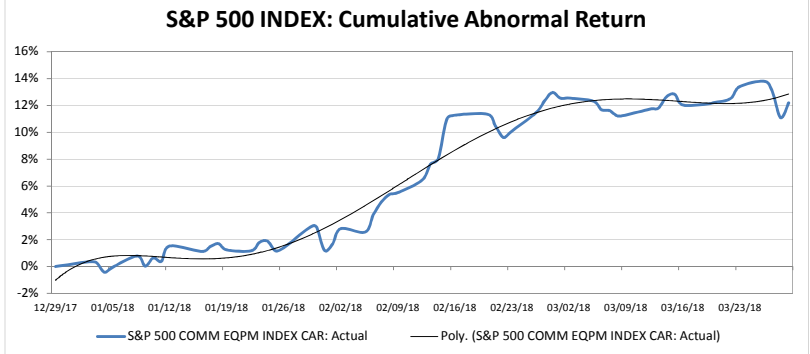
Recent "CAR" trend signal:
Alpha Marking-Time/Failure



<u>CAR: Actual</u>	<u>SSCOMM Index</u>
Last 5d	-0.4%
Last 10d	-0.6%
Last 15d	1.0%
Last 20d	-0.3%
Last 25d	2.6%
Recent Wtd Daily	0.00%

Recent "CAR" trend signal:
Alpha Marking-Time

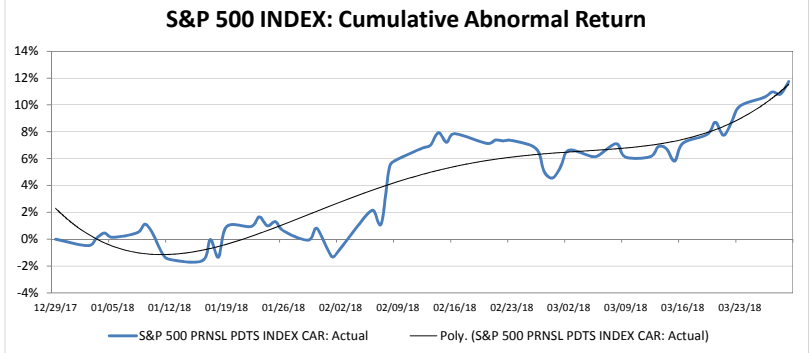
S&P 500 COMM EQPM INDEX CAR: Actual (12/29/17 - 03/29/18)



<u>CAR: Actual</u>	<u>SSPERSX Index</u>
Last 5d	3.0%
Last 10d	5.9%
Last 15d	4.7%
Last 20d	6.4%
Last 25d	4.4%
Recent Wtd Daily	0.40%

Recent "CAR" trend signal:
Alpha Acceleration

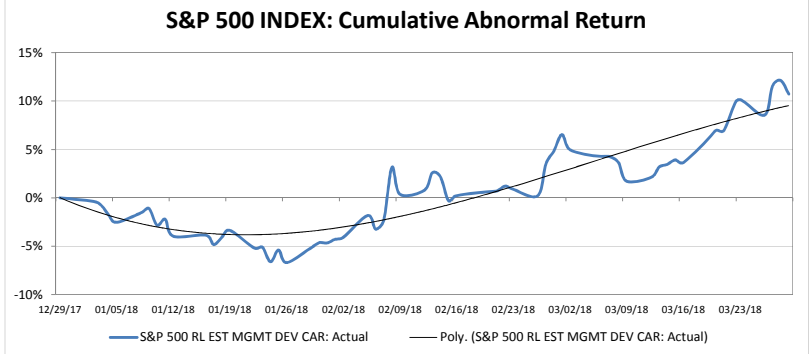
S&P 500 PRNSL PDTs INDEX CAR: Actual (12/29/17 - 03/29/18)



<u>CAR: Actual</u>	<u>SSMDREX Index</u>
Last 5d	1.7%
Last 10d	6.8%
Last 15d	7.1%
Last 20d	4.2%
Last 25d	9.5%
Recent Wtd Daily	0.42%

Recent "CAR" trend signal:
Alpha Moderation

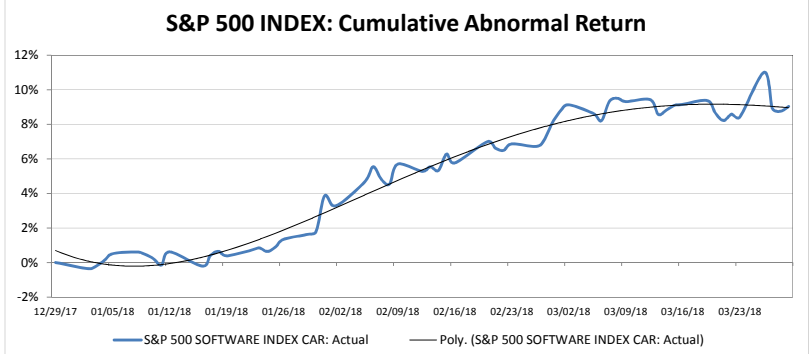
S&P 500 RL EST MGMT DEV CAR: Actual (12/29/17 - 03/29/18)



<u>CAR: Actual</u>	<u>SSSOFT Index</u>
Last 5d	0.4%
Last 10d	-0.1%
Last 15d	-0.5%
Last 20d	0.3%
Last 25d	2.5%
Recent Wtd Daily	0.03%

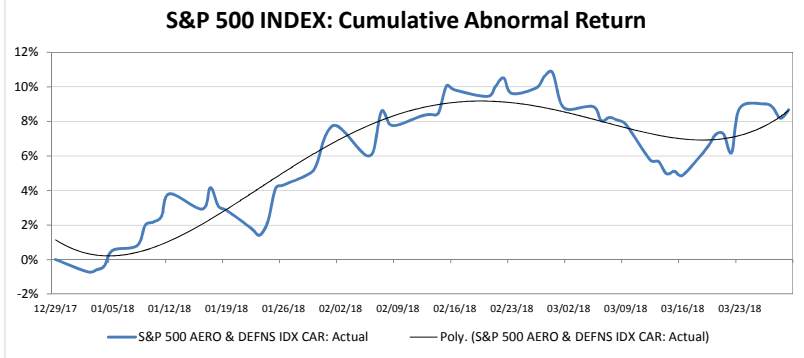
Recent "CAR" trend signal:
Alpha Marking-Time

S&P 500 SOFTWARE INDEX CAR: Actual (12/29/17 - 03/29/18)



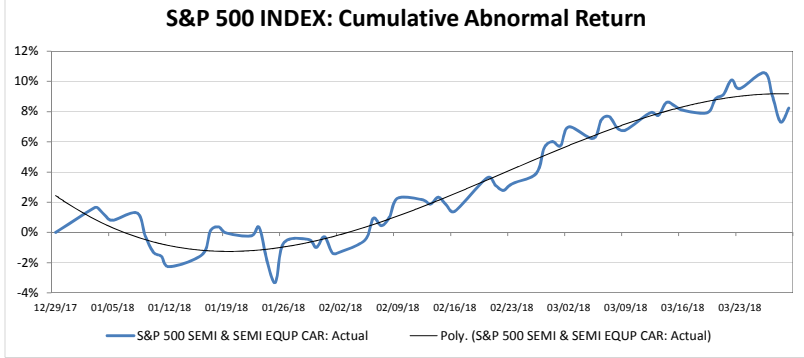
<u>CAR: Actual</u>	<u>S&AEROX Index</u>
Last 5d	2.5%
Last 10d	3.6%
Last 15d	0.6%
Last 20d	-0.4%
Last 25d	-1.8%
Recent Wtd Daily	0.16%

Recent "CAR" trend signal:
Alpha Moderation/Marking-Time



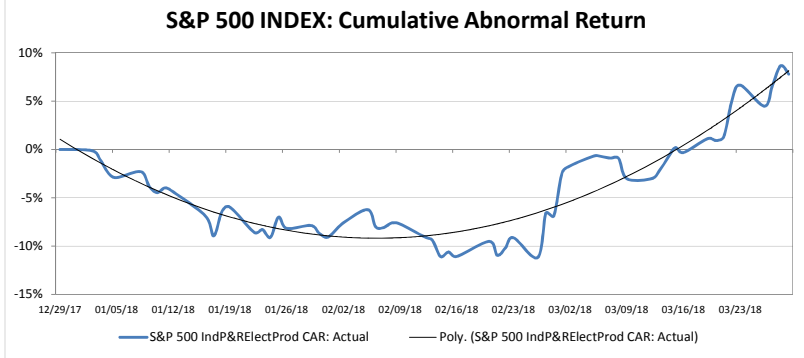
<u>CAR: Actual</u>	<u>S&SSEQ Index</u>
Last 5d	-1.9%
Last 10d	-0.2%
Last 15d	1.3%
Last 20d	2.5%
Last 25d	5.4%
Recent Wtd Daily	0.01%

Recent "CAR" trend signal:
Alpha Marking-Time



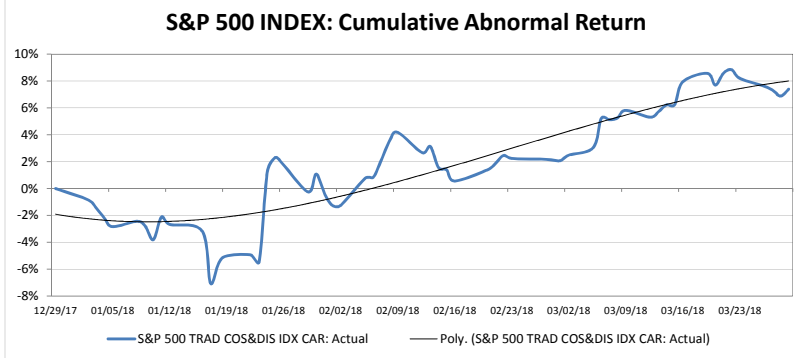
<u>CAR: Actual</u>	<u>S&SIPPEX Index</u>
Last 5d	2.7%
Last 10d	7.6%
Last 15d	8.7%
Last 20d	10.3%
Last 25d	18.0%
Recent Wtd Daily	0.62%

Recent "CAR" trend signal:
Alpha Moderation



<u>CAR: Actual</u>	<u>S&STRADX Index</u>
Last 5d	-1.4%
Last 10d	1.2%
Last 15d	2.1%
Last 20d	5.3%
Last 25d	4.9%
Recent Wtd Daily	0.09%

Recent "CAR" trend signal:
Alpha Marking-Time



<u>CAR: Actual</u>	<u>S&STEXA Index</u>
Last 5d	2.9%
Last 10d	4.3%
Last 15d	5.4%
Last 20d	2.2%
Last 25d	1.6%
Recent Wtd Daily	0.31%

Recent "CAR" trend signal:
Alpha Acceleration

