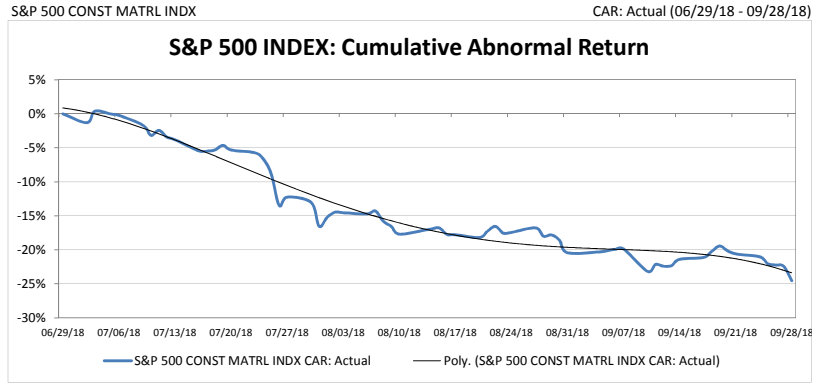


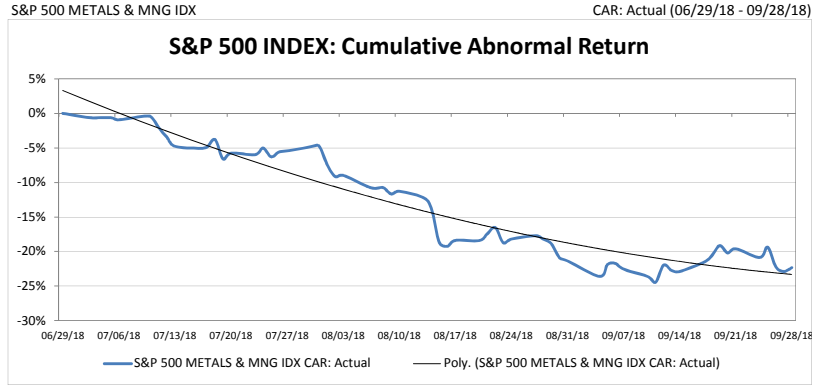
CAR: Actual	SSCSTMX Index
Last 5d	-3.9%
Last 10d	-3.2%
Last 15d	-4.7%
Last 20d	-6.0%
Last 25d	-7.0%
Recent Wtd Daily	-0.40%

Recent "CAR" trend signal:  
**Alpha Failure**



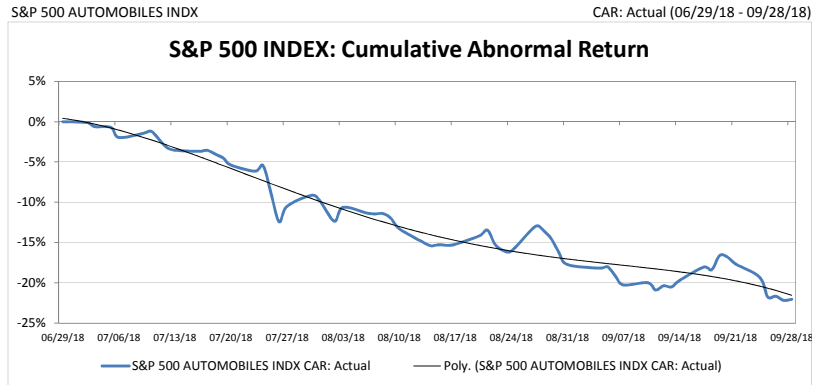
CAR: Actual	S5METL Index
Last 5d	-2.7%
Last 10d	0.6%
Last 15d	0.2%
Last 20d	-1.4%
Last 25d	-3.6%
Recent Wtd Daily	-0.14%

Recent "CAR" trend signal:  
**Alpha Marking-Time/Failure**



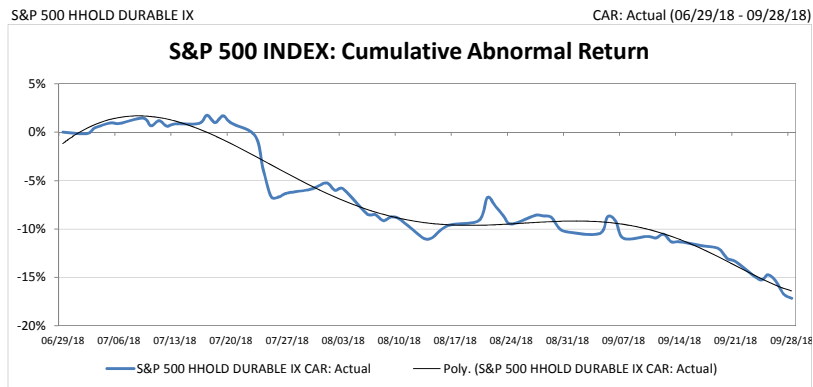
CAR: Actual	SSAUTO Index
Last 5d	-4.4%
Last 10d	-2.3%
Last 15d	-1.8%
Last 20d	-5.7%
Last 25d	-6.0%
Recent Wtd Daily	-0.35%

Recent "CAR" trend signal:  
**Alpha Failure**



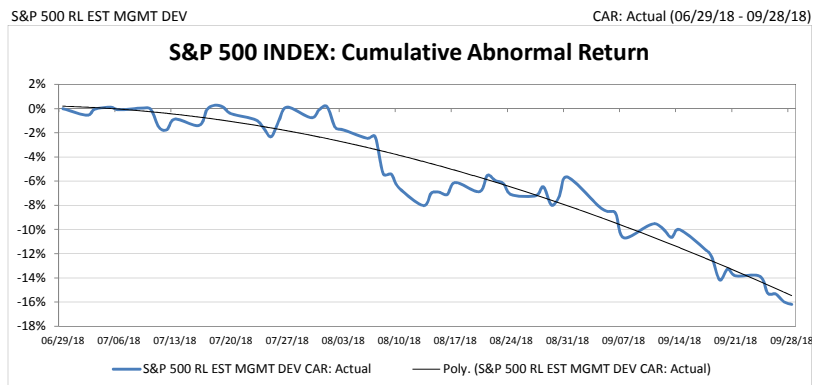
CAR: Actual	SSHODU Index
Last 5d	-3.8%
Last 10d	-5.8%
Last 15d	-6.2%
Last 20d	-7.2%
Last 25d	-8.5%
Recent Wtd Daily	-0.49%

Recent "CAR" trend signal:  
**Alpha Failure**

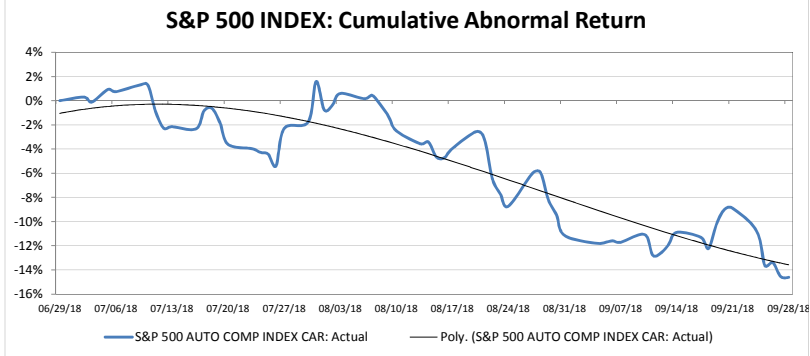


CAR: Actual	SSMDREX Index
Last 5d	-2.4%
Last 10d	-6.2%
Last 15d	-5.5%
Last 20d	-9.0%
Last 25d	-10.0%
Recent Wtd Daily	-0.46%

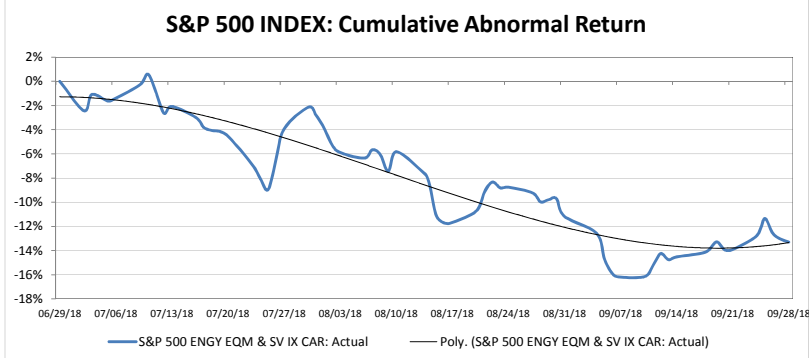
Recent "CAR" trend signal:  
**Alpha Failure**



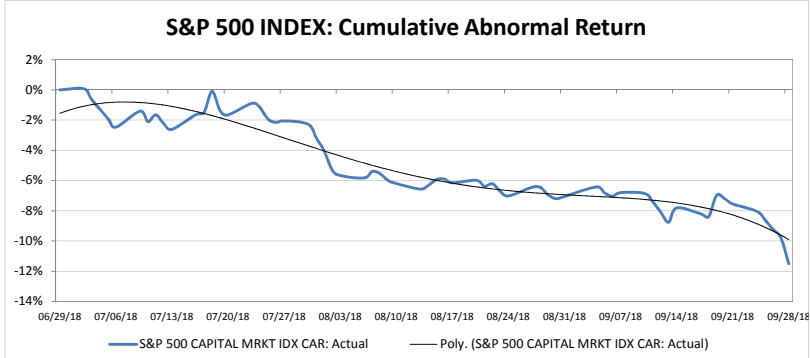
CAR: Actual	S5AUTC Index
Last 5d	-5.7%
Last 10d	-3.7%
Last 15d	-2.9%
Last 20d	-5.2%
Last 25d	-6.9%
Recent Wtd Daily	-0.45%
Recent "CAR" trend signal: <b>Alpha Failure</b>	



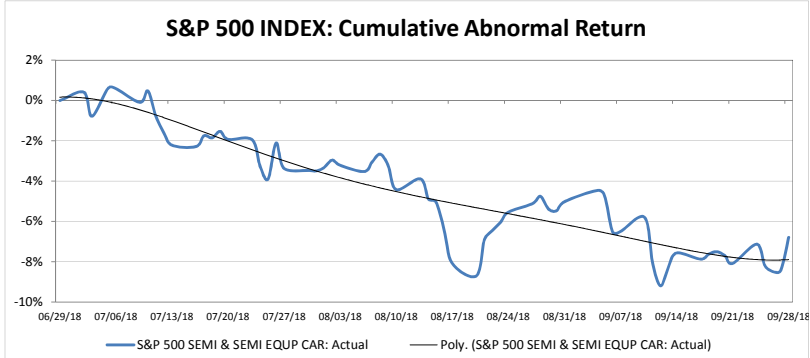
CAR: Actual	S5ENRE Index
Last 5d	0.6%
Last 10d	1.2%
Last 15d	2.9%
Last 20d	-3.6%
Last 25d	-4.5%
Recent Wtd Daily	0.02%
Recent "CAR" trend signal: <b>Alpha Marking-Time</b>	



CAR: Actual	S5SCAPM Index
Last 5d	-4.0%
Last 10d	-3.7%
Last 15d	-4.7%
Last 20d	-4.3%
Last 25d	-4.8%
Recent Wtd Daily	-0.38%
Recent "CAR" trend signal: <b>Alpha Failure</b>	



CAR: Actual	S5SSEQ Index
Last 5d	1.3%
Last 10d	0.8%
Last 15d	-0.3%
Last 20d	-1.3%
Last 25d	-0.7%
Recent Wtd Daily	0.04%
Recent "CAR" trend signal: <b>Alpha Marking-Time</b>	



CAR: Actual	S5CONP Index
Last 5d	-4.9%
Last 10d	-4.3%
Last 15d	-2.7%
Last 20d	-1.4%
Last 25d	-1.7%
Recent Wtd Daily	-0.35%
Recent "CAR" trend signal: <b>Alpha Failure</b>	

